Recommended Evergreen Azalea Species

- R. kaempferi
- R. nakaharai

Recommended Deciduous Azalea Species

- American native species
- R. sanctum and relatives (Japanese)
- R. schlippenbachii (Korean)

Recommended Lepidote Species

- R. minus (carolinianum, chapmanii)
- R. mucronulatum (Korean, deciduous)

Recommended Elepidote Species

- R. hyperythrum
- R. degronianum
- R. fortunei, R. decorum

Recommended Elepidote Rhodo Hybrids

- http://www.se-ars.org/good-doers.html
- 'Roseum Elegans'/ 'English Roseum'
- 'Catawbiense Album'
- Dexters: 'Scintillation', 'GiGi', etc.
- Gables: 'Cadis', 'David Gable', etc.Key
- 'Anna Rose Whitney'
- 'Solidarity'
- 'Nova Zembla'
- R. hyperythrum hybrids: Southgate (Southern Living)

Keys to success

- What varieties to plant: Heat tolerant. http://www.se-ars.org/r-hyperythrum.html
- How to plant: Root preparation. Soil/Medium. Drainage. Composted pine bark. https://www.rhododendron.org/planting.htm
- When to plant: Fall.
- LABEL PLANTS !
- Mulching. https://www.rhododendron.org/v46n4p207.htm
- Irrigation. https://www.rhododendron.org/irrigation.htm
- Fertilize sparingly. https://www.rhododendron.org/fertilizing.htm

Rhodo Planting Requirements

- Good drainage (Elevated, composted pine bark)
- Acid pH 4.5-5.8
- Phosphorus supplement
- Minimal fertilization
- Dappled shade (60% sun, 40% shade)
- Water source during drought
- Root preparation of container plants
- Fall or early winter planting
- Mulch

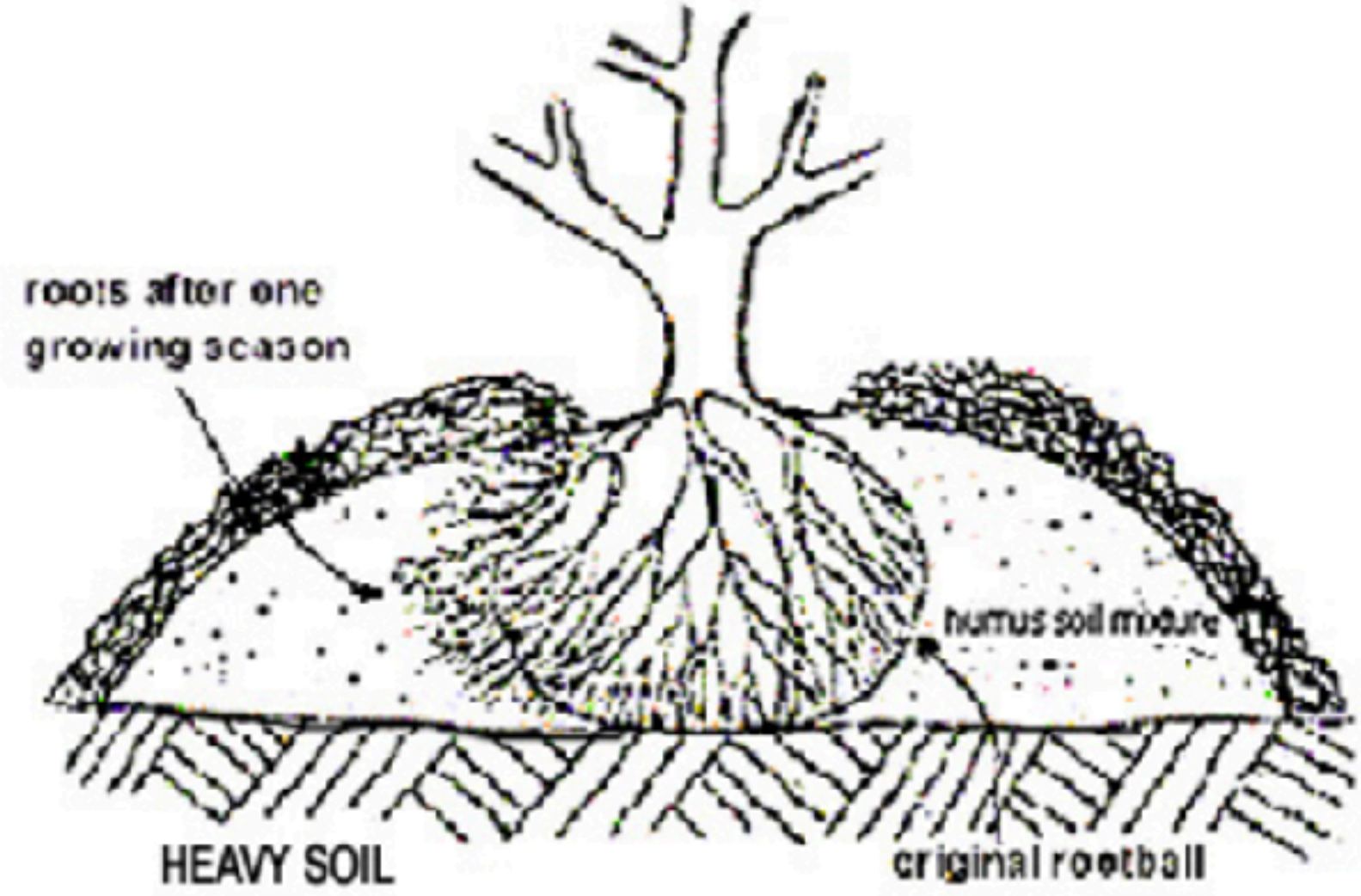

from: https://www.rhododendron.org/planting.htm

Planting Medium

- If underlying native soil contains loam/ sand, in addition to clay, till in composted pine bark.
- If underlying soil is pure clay, plant entirely on top of ground: mound or elevated bed.
- Mix in handful of superphosphate 0-45-0.
- Add (sparingly) fertilizer in early spring (March).

Pine Bark “Fines”

- Excellent Drainage
- Very little moisture retention in non-composted — dries out readily; composted preferred for some moisture retention
- Excellent Aeration
- Acidic (Don’t use hardwood bark)
- Little or no nitrogen consumption
- No intrinsic nutrients: Add some fertilizer

Mulching

- Best: pine needles — shades roots but allows air and water through for root temperature and moisture regulation
- Less than 3 inches thick, and over 4 inches away from rhodo trunk
- Other: oak leaves, pine bark “nuggets”
- Best to apply in late fall after frost

LABELING

DYMO RHINO M1011 METAL TAPE EMBOSSER

http://www.labelcity.com/DYMO-M1011-METAL-TAPE-EMBOSSER.html?gclid=CM6KxoLU3dMCFdgYgQodk2UBjw

Rhodo maintenance

- Pinching new growth for branching.
- Deadheading.
- Pruning deadwood.
- https://www.rhododendron.org/blog/?view=plink&id=34

New growth before pinching

New growth after pinching

New growth before Delp pinch

http://scholar.lib.vt.edu/ejournals/JARS/v41n3/v41n3-delp.htm
Delp pinch

Spent flower before deadheading

After deadheading

Common rhodo diseases

- http://www.se-ars.org/common-rhododendron-diseases.html
- Azalea stem borer
- Root rot (Phytopthera)
- Branch dieback (Twig blight/Botyrosphaeria)
- Petal blight
- Lacebug

Botryrosphaeria twig/limb dieback



Stem Borer

(from Culin,Gorsuch,Pizzuto. Clemson Dept Entomology, JARS Fall 1993)

http://scholar.lib.vt.edu/ejournals/JARS/v47n4/v47n4-culin.htm

Rhodo Calendar

- Fall - Plant
- Late fall - Mulch
- Early spring - Light fertilization
- Mid-late spring - Pinch and deadhead
- Summer - Irrigate
- Summer - Prune borers, dieback

Propagation

- http://www.se-ars.org/how-to-propagate-rhododendrons.html
- Cuttings, asexual - cloning (firm, not soft or hard wood).
- Seed, sexual - variation (species, hybridizing)

Asexual (vegetative) Propagation
CLONING: Produce an identical twin.

- Cuttings.
- Layering. Ground or stem.
- Grafting.
- Tissue culture.

Propagation by Cuttings

Composted pine bark

Pine bark fines 1/2”

Sterilite 66 Quart Latch Box-Stadium Blue (Available in Case of 6 or Single Unit)

Drill 6 drainage holes in bottom of plastic storage box.
Fill with 3” bottom layer of composted pine bark.
Fill with 3” upper layer of pine bark fines.
Water thoroughly and punch holes 3” deep, 3” apart in bark.

Selecting Cutting

Trimming leaves

Wounding cutting

Rooting Hormone

Cutting boxes in Nearing Frame


Nearing Frame

Sexual Propagation
Produce rhodo progeny

- Seed: Collect in fall.
- Purpose: To produce new varieties through hybridization.
- Most will be inferior to parents.
- Select the best.
- http://www.se-ars.org/growing-rhodos-from-seed.html

Newly germinated seedlings

Sow seed on surface of moist milled sphagnum in fall, indoors. Cover container with clear plastic under fluorescent light. Germinates 2-3 wks. Transplant to open flats of "soil conditioner", 2-3" apart. Fertilize 1/4 strength soluble complete fertilizer. Keep indoors until late summer . Transplant to pots or beds at 1 year, outdoors.

SolSolar Greenhouse, Seedlings



Solar Greenhouse, seedlings

Nursery Beds

Co
Containers

Companion Shrubs

- Acer palmatum Japanese maple
- Kalmia latifolia Mountain laurel
- Enkianthus campanulatum

Enkianthus campanulatum

Enkianthus campanulatum

Japanese maples; Enkianthus

Hank Schannen/ Ron Rabideau Rarefind Nursery, N.J.

https://www.youtube.com/watch?v=02KxkPQdDd0&spfreload=1